


# INTUIT for Education

## Intuit Hour of Finance National Student Challenge



Webinar Series for Financial Literacy Month with our partner, Council for Economic Education

# Intuit for Education



**Supriya Golas**  
Intuit for Education  
Senior Program Manager



**Teymour Ashkan**  
Intuit for Education  
Strategic Partner Manager

# Agenda

What is the Intuit Hour of Finance Challenge?

---

Overview

---

Schedule of Events & Activities

---

Register for the Challenge

---

Next Steps

# What is the Intuit Hour of Finance Challenge?

The **Intuit Hour of Finance Challenge** is designed to introduce students to personal financial concepts in **one hour or less** by completing a lesson and interactive game about credit



Stay informed on the latest news and resources

[intuit.com/hour-of-finance](https://intuit.com/hour-of-finance)





# Intuit Hour of Finance Challenge Benefits

- Competitive nationwide challenge
- Flexible lesson plan
- Interactive game using real-world scenarios
- Prizes for your school



# How this can help prepare you for CEE Personal Finance Challenges

- Learn the foundation of credit, managing savings, and investments
- Foster collaboration among classmates and peers to prepare for the CEE Challenges
- Simulate real life scenarios

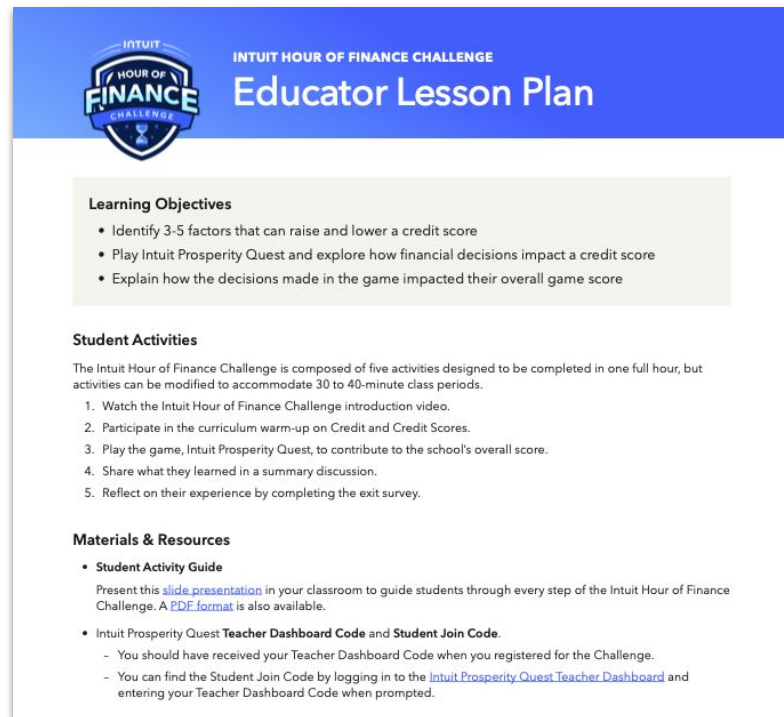




# Resource Overview

# Resources (available on website)

## Educator Lesson Plan



The cover of the Educator Lesson Plan features a blue header with the Intuit Hour of Finance Challenge logo on the left and the text 'INTUIT HOUR OF FINANCE CHALLENGE' and 'Educator Lesson Plan' on the right. Below the header, there are three main sections: Learning Objectives, Student Activities, and Materials & Resources.

**Learning Objectives**

- Identify 3-5 factors that can raise and lower a credit score
- Play Intuit Prosperity Quest and explore how financial decisions impact a credit score
- Explain how the decisions made in the game impacted their overall game score

**Student Activities**

The Intuit Hour of Finance Challenge is composed of five activities designed to be completed in one full hour, but activities can be modified to accommodate 30 to 40-minute class periods.

1. Watch the Intuit Hour of Finance Challenge introduction video.
2. Participate in the curriculum warm-up on Credit and Credit Scores.
3. Play the game, Intuit Prosperity Quest, to contribute to the school's overall score.
4. Share what they learned in a summary discussion.
5. Reflect on their experience by completing the exit survey.

**Materials & Resources**

- **Student Activity Guide**  
Present this [slide presentation](#) in your classroom to guide students through every step of the Intuit Hour of Finance Challenge. A [PDF format](#) is also available.
- Intuit Prosperity Quest **Teacher Dashboard Code** and **Student Join Code**.
  - You should have received your Teacher Dashboard Code when you registered for the Challenge.
  - You can find the Student Join Code by logging in to the [Intuit Prosperity Quest Teacher Dashboard](#) and entering your Teacher Dashboard Code when prompted.

## Student Activity Guide



The cover of the Student Activity Guide features a blue gradient background. On the left, it says 'INTUIT for Education' and 'HOUR OF FINANCE CHALLENGE Student Activity Guide'. On the right is the Intuit Hour of Finance Challenge logo. At the bottom left, it says 'April 2024' and 'Property of Intuit Inc. All rights reserved.'

**INTUIT**  
for Education

HOUR OF FINANCE CHALLENGE  
**Student Activity Guide**

April 2024

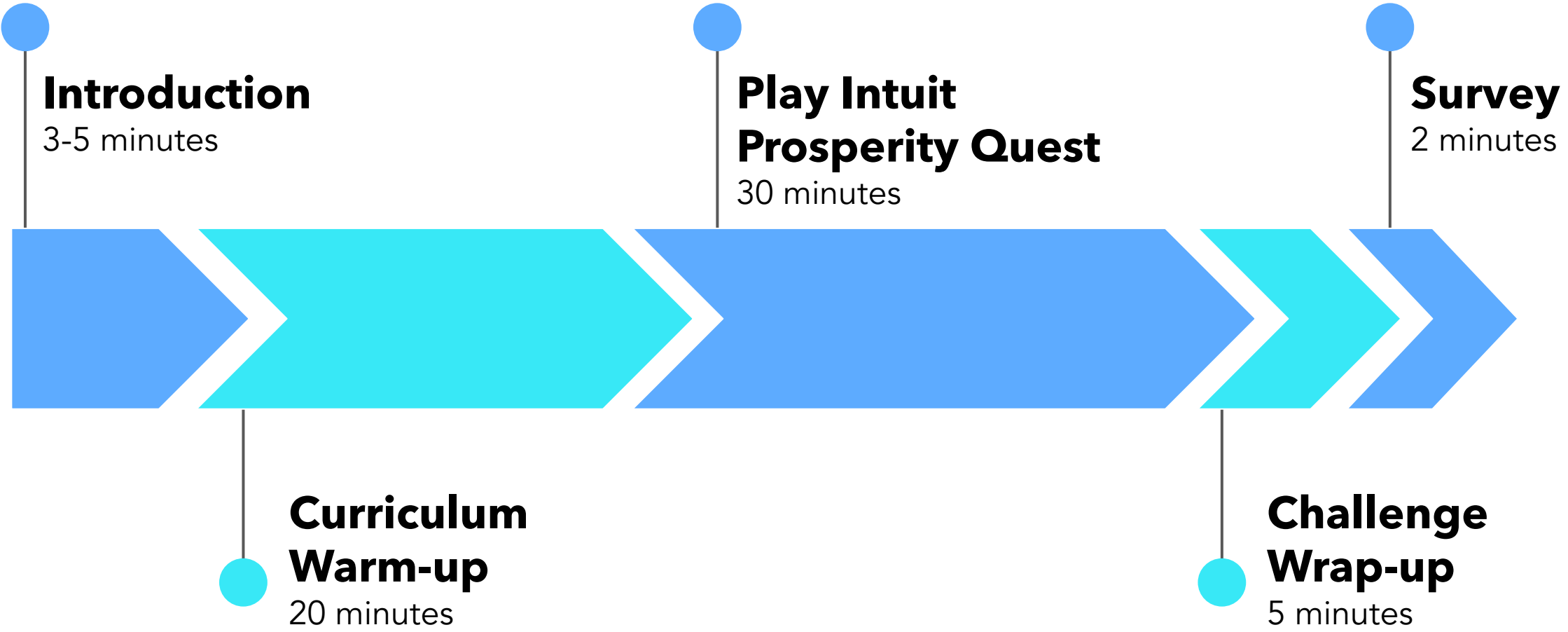
Property of Intuit Inc. All rights reserved.

# Learning Objectives

- **Identify** 3-5 factors that can raise and lower a credit score
- **Play** Intuit Prosperity Quest and explore how financial decisions impact a credit score
- **Explain** how the decisions made in the game impacted their overall game score



# Student Activities

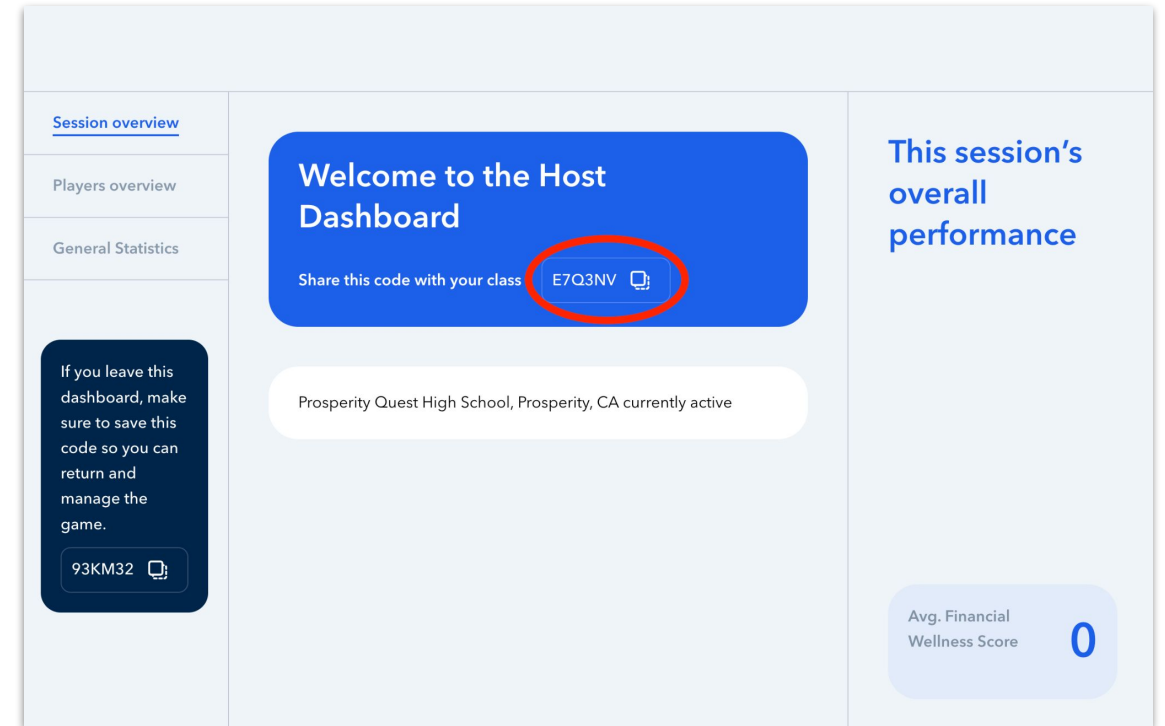


# Teacher Dashboard

## Teacher Dashboard Login Screen



## Teacher Dashboard with Student Join Code (Sample only)





# Technology Requirements

- Each student will need access to a computer.
- Laptops, Chromebooks, or desktops are **strongly preferred**.
- This experience **will NOT work on mobile devices**.





# Activity Overview

# Activity 1: Introduction

## ACTIVITY 1: Introduction

Watch the video,  
"Introduction to the Intuit  
Hour of Finance  
Challenge".



Quick Tip: Click on the play button above to watch the video while in Presenter Mode. If you are not in Presenter Mode, you can access the video [here](#).

INTUIT for Education

Property of Intuit Inc. All rights reserved.

[intuit.com/houroffinance](https://intuit.com/houroffinance) 4

# Activity 2: Curriculum Warm-up

## ACTIVITY 2: Curriculum Warm-Up

Here are the terms you will be introduced to in this section:

INTUIT for Education

### Terms

Credit score

Payment history

Amount owed

New credit

Length of credit history

Types of credit

Go to the next slide to watch the video, "Understand Your Credit Score".



Property of Intuit Inc. All rights reserved.

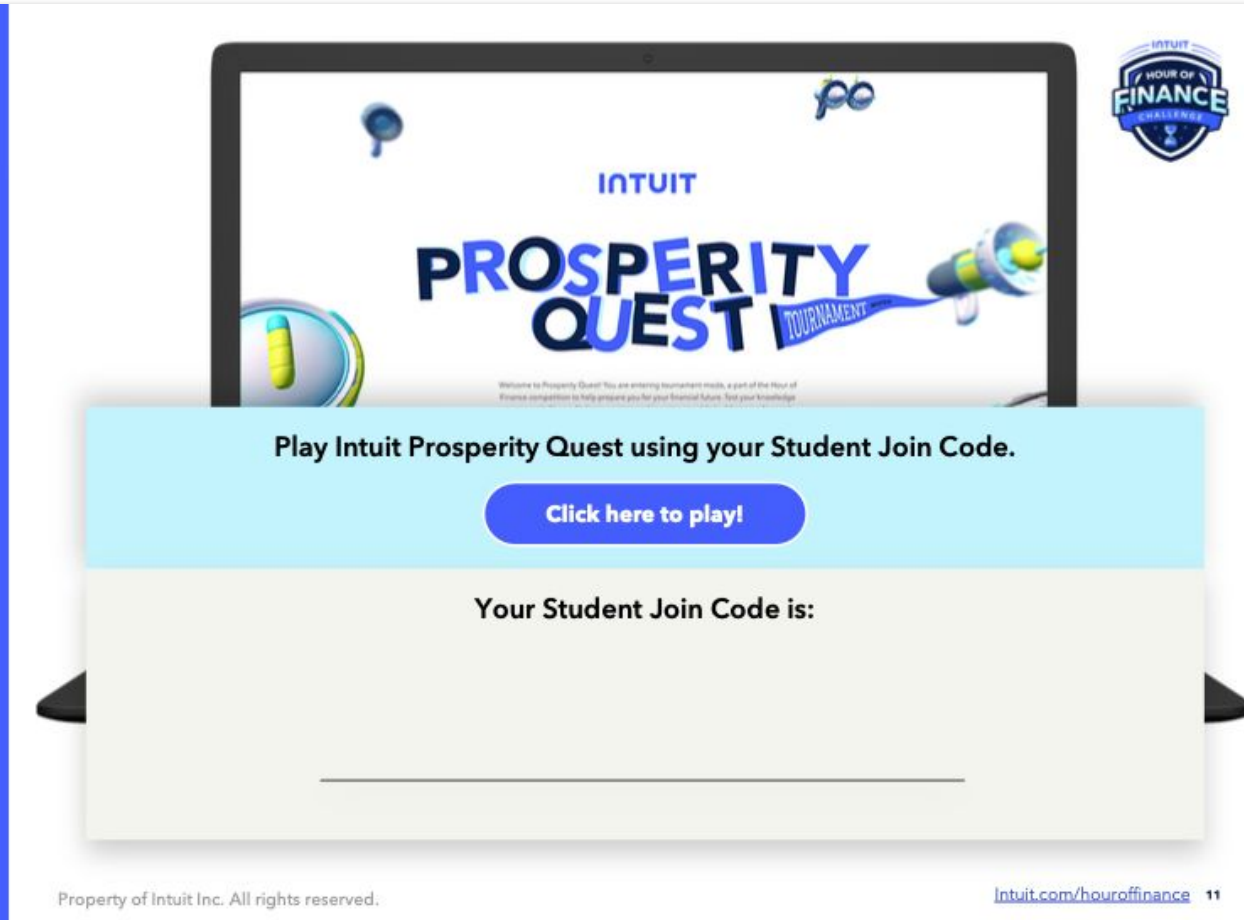
[intuit.com/houroffinance](https://intuit.com/houroffinance)

# Activity 3: Intuit Prosperity Quest

## ACTIVITY 3: Play Intuit Prosperity Quest

This is where it counts.  
Your score here  
contributes to your  
school's overall score!

INTUIT for Education



Play Intuit Prosperity Quest using your Student Join Code.

[Click here to play!](#)

Your Student Join Code is:

---

Property of Intuit Inc. All rights reserved. [Intuit.com/houroffinance](https://intuit.com/houroffinance) 11

# Activity 4: Challenge Wrap-Up

## ACTIVITY 4: Challenge Wrap-Up

Participate in a discussion with your class to share what you learned.

INTUIT for Education



- 1 Were you able to reach the credit score goal of 770? What helped you get there?
- 2 What challenges did you encounter earning income?
- 3 How did you pay your monthly bills – using cash or credit or both?
- 4 Did you make purchases using loans? How did you choose the loan terms?
- 5 Did you monitor your credit score during the game? When did it rise or fall?

Property of Intuit Inc. All rights reserved.

[intuit.com/houroffinance](https://intuit.com/houroffinance) 13

# Activity 5: Challenge Survey

## ACTIVITY 5: Complete the Survey

INTUIT for Education

[Complete this short survey](#) to tell us about your experience participating in the Intuit Hour of Finance Challenge.



INTUIT HOUR OF FINANCE CHALLENGE

Intuit Hour of Finance Challenge Student Survey Spring 2024

1. How likely is it that you would recommend the Intuit Hour of Finance Challenge to a friend or colleague?

Not at all likely Extremely likely

0	1	2	3	4	5	6	7	8	9	10
---	---	---	---	---	---	---	---	---	---	----

2. **Financial literacy is defined** as knowing how to handle your money wisely; it involves understanding things like interest rates, credit scores, and investment strategies. Please share your level of agreement with the following statements **as a result of participating in the Intuit Hour of Finance Challenge**.

	Strongly Disagree	Disagree	Neither Agree nor Disagree	Agree	Strongly Agree
I am more financially literate.	<input type="radio"/>	<input type="radio"/>	<input type="radio"/>	<input type="radio"/>	<input type="radio"/>

Property of Intuit Inc. All rights reserved.

[intuit.com/howoffinance](https://intuit.com/howoffinance) 15



# Reminders

- **Leaderboard Updates**  
April 8, 15, and 22  
[Check here!](#)
- **Challenge Ends**  
April 30 at 5:00pm PST
- **Winner Announcement**  
May 6



# Register for the Challenge

# Register for the Challenge

<http://intuit.com/houroffinancial>

1. Enter **your school's zip code** and click **Search**.
2. Choose **your school** and click **Next**.  
*NOTE:* If your school does not appear, contact [education@intuit.com](mailto:education@intuit.com) with your school name, address, and school website URL.
3. Complete the registration and click **Save**.



# Next Steps

Stay informed on the latest news and information

<http://intuit.com/houroffinance>

